SPECIFICATION FOR APPROVAL

CUSTOMER	*	**REV NO**	1.0
DESCRIPTION	Inductor,1.1mH,15.0A,120.0mΩ DCR	**PAGE NO**	1 of 4
PART NO	L30762-2P	**DATE**	2012.10.31

1.CONFIGURATIONS & DIMENSIONS:

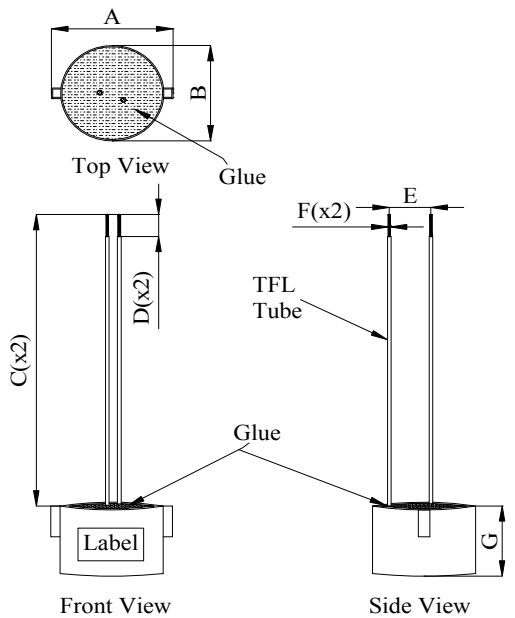

A	60.0		(Max.)	mm
B	49.0		(Max.)	mm
C	270.0	±	10.0	mm
D	15.0	±	2.0	mm
E	8.0		(Ref.)	mm
F	Φ1.4	±	0.1	mm
G	47.0		(Max.)	mm

Note:

1.Label: L30762-2P
YYWW

YY:Year;WW:Week.

2.ELECTRICAL CHARACTERISTICS((Ta=25℃):

TEST CONDITION					
10KHz 0.25V	L	1.10	mH	±	15%
Ta=25℃	DCR	120.0	mΩ		(Max.)
10KHz 0.25V Isat1=8.0A	L@Isat1	0.87	mH		(Typical)
10KHz 0.25V Isat2=10.0A	L@Isat2	0.78	mH		(Typical)
10KHz 0.25V Irms=15.0A	L@Irms	0.53	mH		(Typical)

Notes:
1.Isat1: DC current that will cause inductance to drop approx.20%(Typ.)
Isat2: DC current that will cause inductance to drop approx.30%(Typ.)
2.Irms:DC current will caused an approx. temperature of 40℃ rise (Typ.)

3.SCHEMATIC DIAGRAM

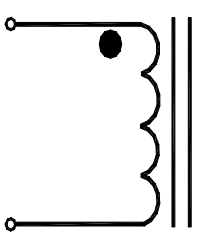

Note:

(1). Wire PEWF/U(155℃) Φ1.40mm*1P ;

(2). 81TS(Ref) C.W

Operating temperature: -55℃～+130℃

4.TEST INSTRUMENTS

L:WK3260B.

DCR:TH2512B

L@Isat＆L@Irms : WK3260B and WK3265B.

APPROVED BY	CHECKED BY	DRAWN BY
Richard Wen	Royi Luo	Anthony Yan

SPECIFICATION FOR APPROVAL

CUSTOMER	*	**REV NO**	1.0
DESCRIPTION	Inductor,1.1mH,15.0A,120.0mΩ DCR	**PAGE NO**	2 of 4
PART NO	L30762-2P	**DATE**	2012.10.31

5.TEST DATA FOR MECHANICAL

TEST ITEM	A mm	B mm	C mm	D mm	E mm	F mm	G mm	H mm	I mm	J mm
SPEC	60.0 (Max.)	49.0 (Max.)	270.0 ± 10.0	15.0 ± 2.0	8.0 (Ref.)	Φ1.4 ± 0.1	47.0 (Max.)			
1	58.65	47.56	276.67	15.17	7.74	1.38	45.06			
2	58.71	47.62	271.27	15.18	7.96	1.37	45.16			
3	58.58	47.60	270.87	15.67	8.27	1.37	45.27			
4	58.69	47.65	272.38	15.37	8.36	1.38	45.13			
5										
6										
7										
8										
9										
10										
AVERAGE	58.658	47.608	272.798	15.348	8.083	1.375	45.155			

REMARK:

APPROVED BY	**CHECKED BY**	**DRAWN BY**
Richard Wen	Royi Luo	Anthony Yan

SPECIFICATION FOR APPROVAL

CUSTOMER	*	**REV NO**	1.0
DESCRIPTION	Inductor,1.1mH,15.0A,120.0mΩ DCR	**PAGE NO**	3 of 4
PART NO	L30762-2P	**DATE**	2012.10.31

6. TEST DATA FOR ELECTRICAL

TEST ITEM	L mH	DCR mΩ	L@Isat1 mH	L@Isat2 mH	L@Irms mH		
CON.	10KHz 0.25V	Ta=25℃	10KHz 0.25V Isat1=8.0A	10KHz 0.25V Isat2=10.0A	10KHz 0.25V Irms=15.0A		
SPEC	1.10 ± 15%	120.0 (Max.)	0.87 (Typical)	0.78 (Typical)	0.53 (Typical)		
1	1.13	91.06	0.893	0.798	0.604		
2	1.09	91.27	0.861	0.770	0.583		
3	1.10	91.08	0.869	0.777	0.588		
4	1.12	91.36	0.885	0.791	0.599		
5							
6							
7							
8							
9							
10							
AVERAGE	1.1100	91.1925	0.8769	0.7837	0.5937		

REMARK:

APPROVED BY	**CHECKED BY**	**DRAWN BY**
Richard Wen	Royi Luo	Anthony Yan

SPECIFICATION FOR APPROVAL

CUSTOMER	*	**REV NO**	1.0
DESCRIPTION	Inductor,1.1mH,15.0A,120.0mΩ DCR	**PAGE NO**	4 of 4
PART NO	L30762-2P	**DATE**	2012.10.31

7.ELECTRIC CHARACTERISTICS.

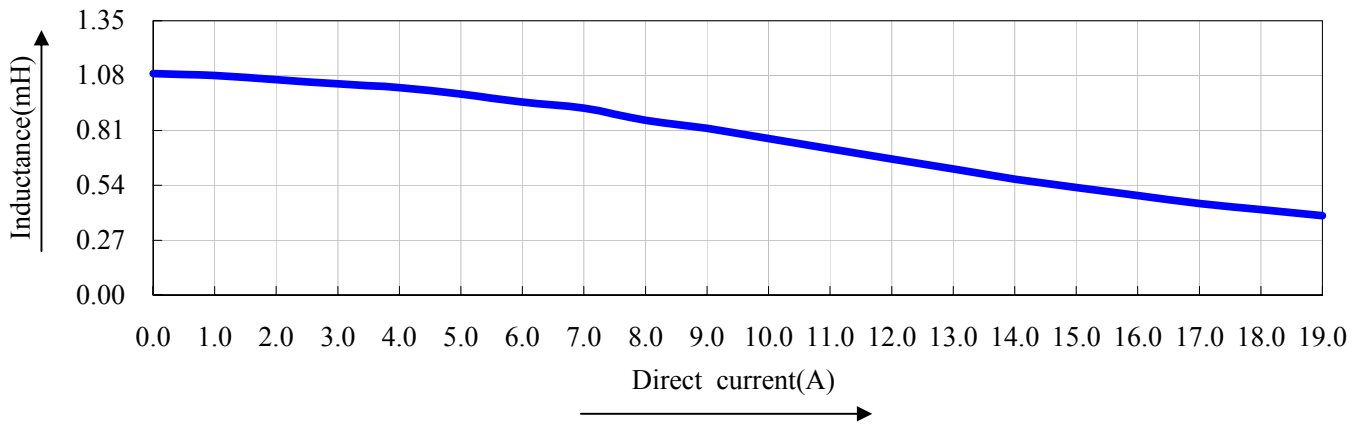

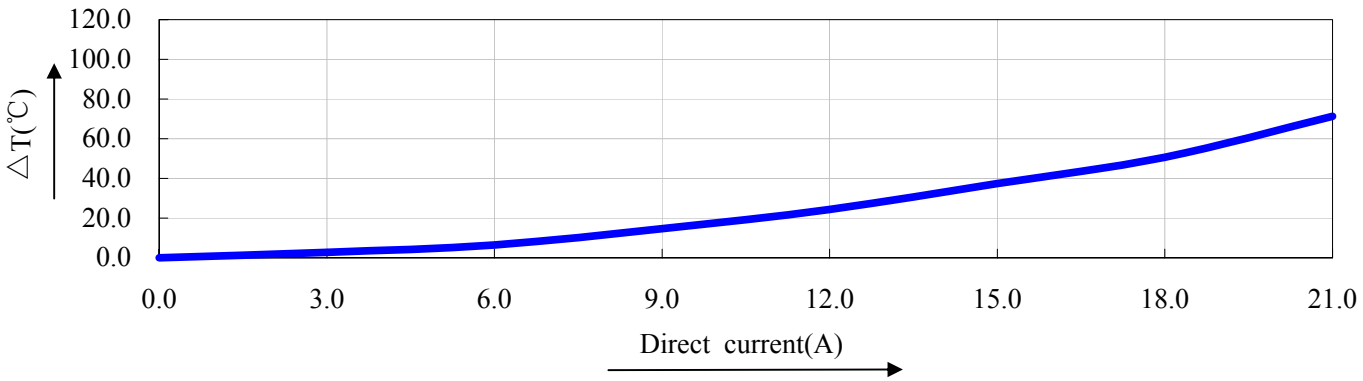

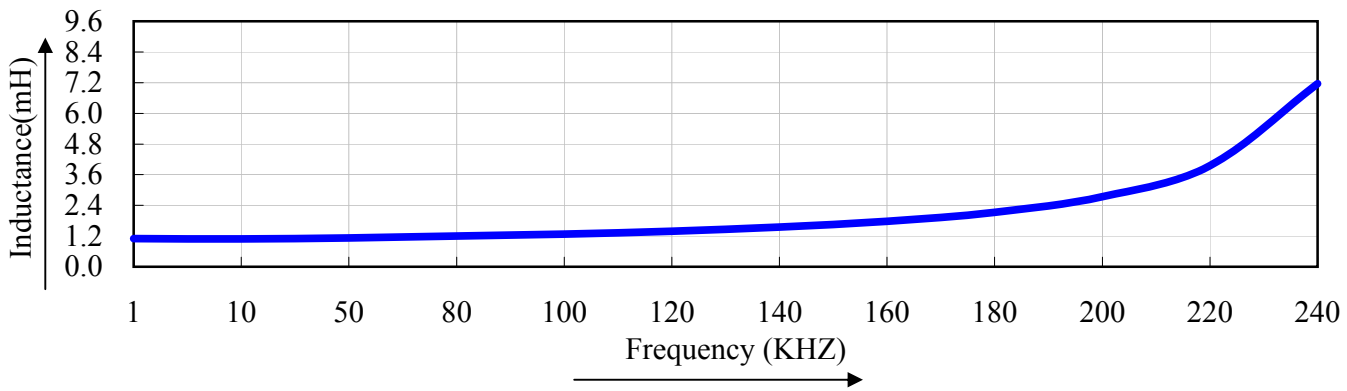

APPROVED BY	CHECKED BY	DRAWN BY
Richard Wen	Royi Luo	Anthony Yan

US 1 914 347 2474 ●Taiwan 886 972 022 388 ●Shenzhen 86 755 8418 6263 ●Shanghai 86 21 5424 5141 ●HK 852 9688 9767
Sales@inter-technical.com www.inter-technical.com